



URBAN FURNITURE COLLECTION



www.terracity.eu

COLLECTIONS

ZEBRA	4	WAVE	26	URBANA	48
Round Bench Zebra 80	6	Quarter Bench For Gianto	28	Urban Pot Urbana L	50
Round Bench Zebra 80 1/2	8	Half Bench For Gianto	30	Urban Pot Urbana XL	52
Round Bench Zebra 95	10	Pointed Bench For Gianto	32	Bicycle Rank Urbana L	54
Round Bench Zebra 95 1/2	12	Solo Set For Gianto	34	Bicycle Rank Urbana XL	56
Round Bench Zebra 120	14	Doble Set For Gianto	36	Tourist Information Stand Urbana L	58
Round Bench Zebra 120 1/2	16	Triple Set For Gianto	38	Tourist Information Stand Urbana XL	60
Bench with backrest Zebra	20	Tri Set For Gianto	40	Urban Pot Urbana ¼	64
Bench without backrest urbana Zebra Basic	22	Quintus Set For Gianto	42	Urban Bench Urbana L	66
				Urban Bench Urbana XL	68
				Railing Urbana L	70
				Railing Urbana XL	72

ZEBRA

Nature all around


Relax in the city center and in the surroundings of plants – it is possible thanks to the furniture from the Zebra Collection. A characteristic feature of the line are round benches, which go together with Gianto pots. An additional advantage is fabulously colorful finish. It is essential that the seat may have various color options - each rung can go in any version and their final image is not limited in any way. This can be a great idea for the arrangement of the school playgrounds, parks or estate squares. The polyethylene pot and steel seat assure that their form will remain unchanged for years as well as their resistance to the various weather conditions and mechanical damage.




Round Bench Zebra 80

A round bench, compatible with Gianto 80, with a half-round shape guarantees an eye-catching visual effect, but also comfort of use. A steel bench and polyethylene used in the production process assure resistance, regardless of the weather conditions. The colors of each bench rung can be chosen according to your needs.


Features




a wide range of colors




powder coating RAL




hot-dip galvanized steel



compatible with the Gianto pot







smooth or rough surface








fixings to the ground

Model	Code	Dimensions [mm]	Compatibility
Zebra G80/1700 Multicolor*	TC 002 401	Ø 1720 × h 450 × d 550	Gianto 80
Zebra G80/1700 Monocolor**	TC 002 401...	Ø 1720 × h 450 × d 550	Gianto 80

- *Multicolor - A ready set of antique colors or RAL colors
- **Monocolor - One selected antique color or RAL color



1- green2 - gold3 - copper4 - black



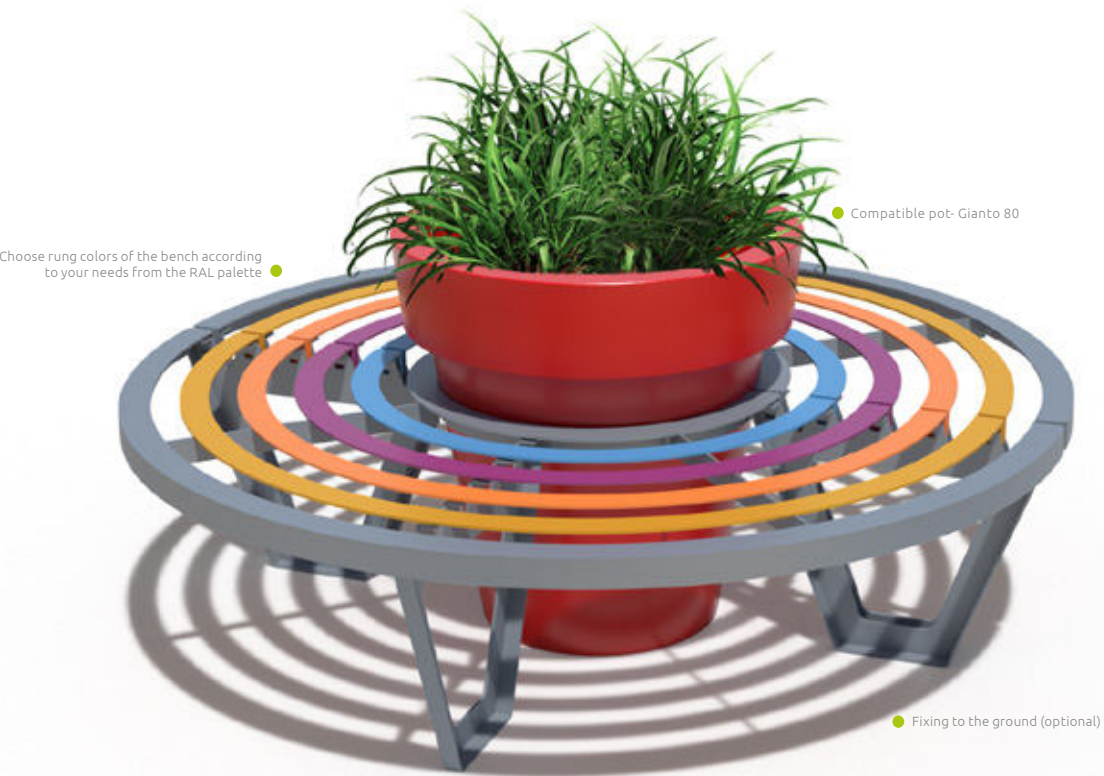
RAL 7001RAL 1004RAL 2000RAL 4006RAL 5012

antique colorsColors RAL

ARE YOU LOOKING FOR A PRODUCT IN A DIFFERENT COLOR? Ask your sales advisor about the details.

Zebra G80/1700 Multicolor

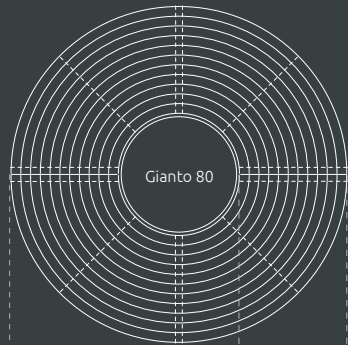
Ø 1720 × h 450 t × d 550 mm



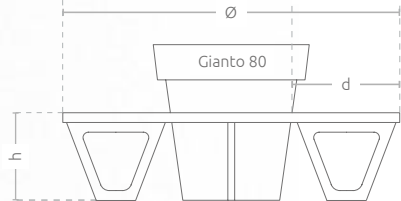
front view



sketch

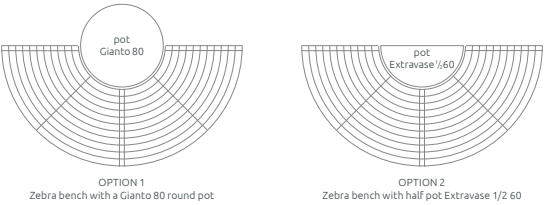


side view



Round Bench Zebra 80 1/2

This city bench, compatible with Gianto 80 & Extravase ½ 60, in a semicircular shape guarantees attractive visual effect and comfort of use. A steel bench and polyethylene used in the production process of the pot assure resistance, regardless of the weather conditions. Each bench rung can have any color.



Features

a wide range of colors

powder coating RAL

hot-dip galvanized steel





compatible with the Gianto pot

smooth or rough surface






fixings to the ground

Model	Code	Dimensions [mm]	Compatibility
1/2 Zebra G80/1700 Multicolor*	TC 002 304	Ø 1720 × r 860 × h 450 × d 550	Gianto 80, Extravase 1/2 60
1/2 Zebra G80/1700 Monocolor**	TC 002 304...	Ø 1720 × r 860 × h 450 × d 550	Gianto 80, Extravase 1/2 60

- *Multicolor - A ready set of antique colors or RAL colors
- **Monocolor - One selected antique color or RAL color



1- green2- gold3- copper4- black



RAL 7001RAL 1004RAL 2000RAL 4006RAL 5012

antique colorsColors RAL

ARE YOU LOOKING FOR A PRODUCT IN A DIFFERENT COLOR? Ask your sales advisor about the details.

1/2 Zebra G80/1700 Multicolor

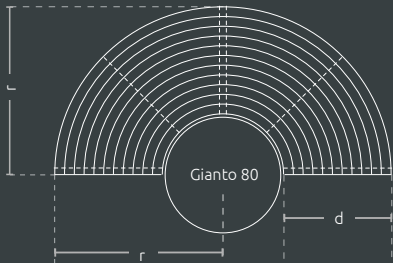
Ø 1720 × r 860 × h 450 × d 550 mm



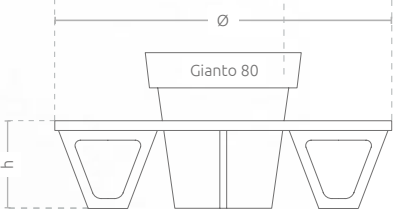
front view



sketch




side view




Round Bench Zebra 95

This city bench, compatible with Gianto 95, in a circular and semicircular shape, guarantees not only comfort of use but also an attractive visual effect. Solid materials used in the production process of the bench guarantee durability and reliability of the construction for long years, even in unfavorable weather conditions. Each bench rung can have any color.


Features




a wide range of colors




powder coating RAL




hot-dip galvanized steel



compatible with the Gianto pot




smooth or rough surface




fixings to the ground

Model	Code	Dimensions [mm]	Compatibility
Zebra G95/1800 Multicolor*	TC 002 402	Ø 1820 × h 450 × d 550	Gianto 95
Zebra G95/1800 Monocolor**	TC 002 402...	Ø 1820 × h 450 × d 550	Gianto 95
Zebra G95/1900 Multicolor*	TC 002 403	Ø 1900 × h 450 × d 550	Gianto 95
Zebra G95/1900 Monocolor**	TC 002 403...	Ø 1900 × h 450 × d 550	Gianto 95


- *Multicolor - A ready set of antique colors or RAL colors
- **Monocolor - One selected antique color or RAL color




1- green




2 - gold




3 - copper




4 - black




RAL 7001




RAL 1004



RAL 2000



RAL 4006



RAL 5012

antique colors

Colors RAL

ARE YOU LOOKING FOR A PRODUCT IN A DIFFERENT COLOR? Ask your sales advisor about the details.

Zebra G95/1800 Multicolor

Ø 1820 × h 450 × d 550 mm

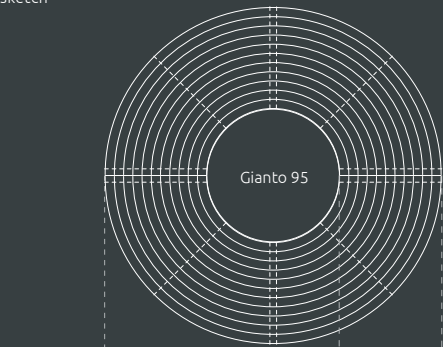


Option available: G95/1900 means a wider diameter of the bench

front view



sketch

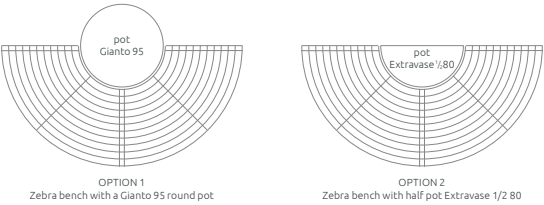


side view



Round Bench Zebra 95 1/2

This city bench, compatible with Gianto 95 & Extravase 1/2 80, in a circular and semicircular shape, guarantees not only comfort of use but also an attractive visual effect. Solid materials used in the production process of the bench guarantee durability and reliability of the construction for long years, even in unfavorable weather conditions. Each bench rung can have any color.



Features

a wide range of colors

powder coating RAL

hot-dip galvanized steel

compatible with the Gianto pot

smooth or rough surface

fixings to the ground

Model	Code	Dimensions [mm]	Compatibility
1/2 Zebra G95/1800 Multicolor*	TC 002 303	Ø 1820 × r 910 × h 450 × d 550	Gianto 95, Extravase 1/2 80
1/2 Zebra G95/1800 Monocolor**	TC 002 303...	Ø 1820 × r 910 × h 450 × d 550	Gianto 95, Extravase 1/2 80
1/2 Zebra G95/1900 Multicolor*	TC 002 305	Ø 1900 × r 950 × h 450 × d 550	Gianto 95, Extravase 1/2 80
1/2 Zebra G95/1900 Monocolor**	TC 002 305...	Ø 1900 × r 950 × h 450 × d 550	Gianto 95, Extravase 1/2 80

- *Multicolor - A ready set of antique colors or RAL colors
- **Monocolor - One selected antique color or RAL color

1- green

2 - gold

3 - copper

4 - black

RAL 7001

RAL 1004

RAL 2000

RAL 4006

RAL 5012

antique colors


Colors RAL

ARE YOU LOOKING FOR A PRODUCT IN A DIFFERENT COLOR? Ask your sales advisor about the details.

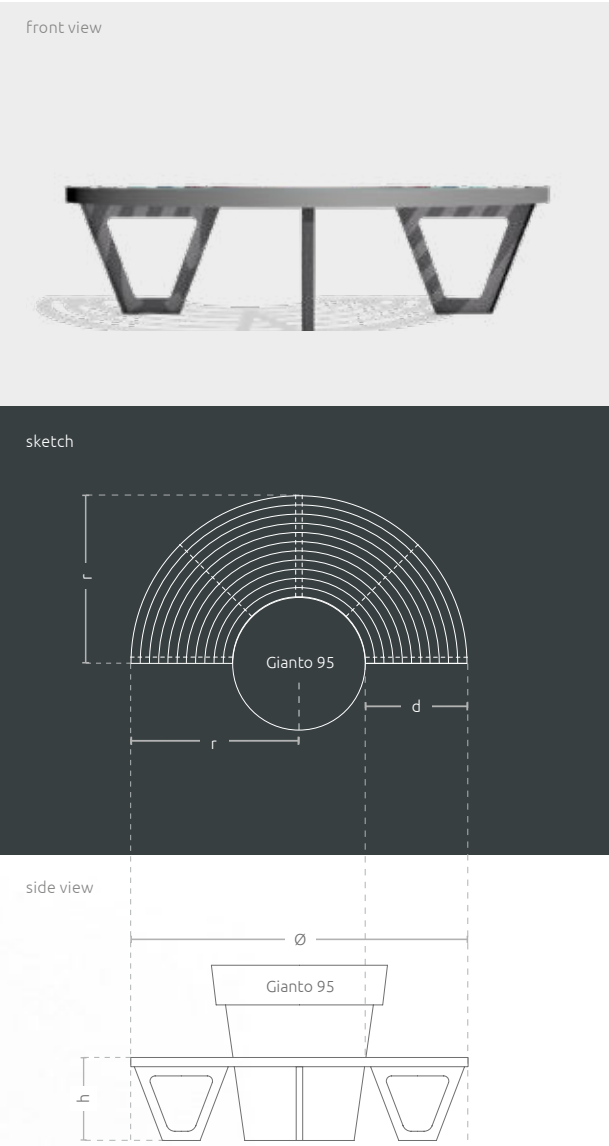
1/2 Zebra G95/1800 Multicolor

Ø 1820 × r 910 × h 450 × d 550 mm

Choose rung colors of the bench according to your needs from the RAL palette




Option available: 1/2 Zebra G95/1900 means a wider diameter of the bench




Round Bench Zebra 120

This city bench designed to create a set with Gianto 120, in a circular and semicircular shape, guarantees not only high comfort of use but also an attractive visual effect. A steel bench and polyethylene used in the production process of the pot assure resistance, regardless of the weather conditions. Each bench rung can have any color.


Features




a wide range of colors




powder coating RAL




hot-dip galvanized steel



compatible with the Gianto pot







smooth or rough surface








fixings to the ground

Model	Code	Dimensions [mm]	Compatibility
Zebra G120/2000 Multicolor*	TC 002 404	Ø 2000 × h 450 × d 550	Gianto 120
Zebra G120/2000 Monocolor**	TC 002 404...	Ø 2000 × h 450 × d 550	Gianto 120

- *Multicolor - A ready set of antique colors or RAL colors
- **Monocolor - One selected antique color or RAL color



1- green2- gold3- copper4- black



RAL 7001RAL 1004RAL 2000RAL 4006RAL 5012

antique colorsColors RAL

ARE YOU LOOKING FOR A PRODUCT IN A DIFFERENT COLOR? Ask your sales advisor about the details.

Zebra G120/2000 Multicolor

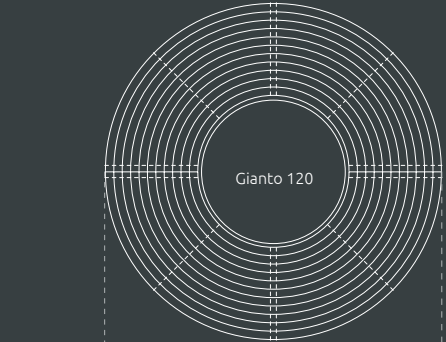
Ø 2000 × h 450 × d 550 mm



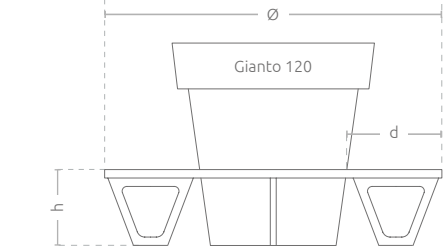
front view



sketch

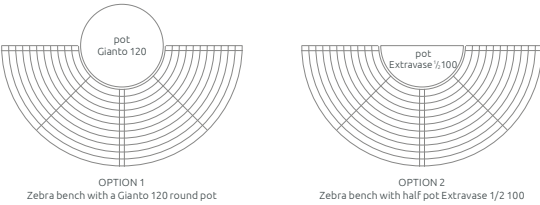


side view



Round Bench Zebra 120 1/2

This city bench designed to create a set with Gianto 120 & Extravase ½ 100, in a circular and semicircular shape, guarantees not only high comfort of use but also an attractive visual effect. A steel bench and polyethylene used in the production process of the pot assure resistance, regardless of the weather conditions. Each bench rung can have any color.



Features

a wide range of colors

powder coating RAL

hot-dip galvanized steel

compatible with the Gianto pot

smooth or rough surface

fixings to the ground

Model	Code	Dimensions [mm]	Compatibility
1/2 Zebra G120/2000 Multicolor*	TC 002 308	Ø 2000 × r 1000 × h 450 × d 550	Gianto 120, Extravase 1/2 100
1/2 Zebra G120/2000 Monocolor**	TC 002 308...	Ø 2000 × r 1000 × h 450 × d 550	Gianto 120, Extravase 1/2 100

- *Multicolor - A ready set of antique colors or RAL colors
- **Monocolor - One selected antique color or RAL color

antique colors

Colors RAL

ARE YOU LOOKING FOR A PRODUCT IN A DIFFERENT COLOR? Ask your sales advisor about the details.

1/2 Zebra G120/2000 Multicolor

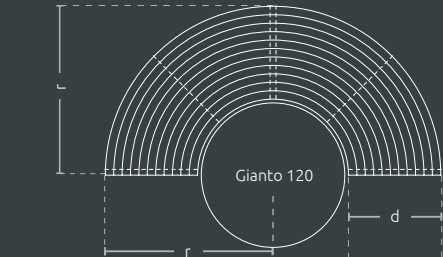
Ø 2000 × r 1000 × h 450 × d 550 mm



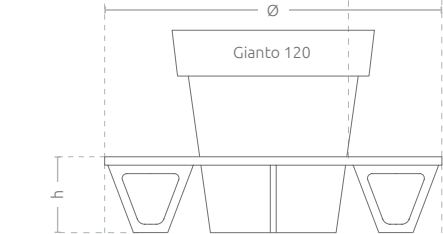
front view



sketch



side view









Bench with backrest Zebra

The city bench has a unique shape and color. Steel surface guarantees durability and resistance of the bench, regardless of the weather conditions. The bench is fixed with anchors, assuring resistance to mechanical damage. Each bench rung can have any color.


Features




a wide range of colors




powder coating RAL



hot-dip galvanized steel







smooth or rough surface








fixings to the ground

Model	Code	Dimensions [mm]
Zebra Multicolor*	TC 002 307	w 1650 × d 700 × h 900 × ds 440 × hs 440
Zebra Monocolor**	TC 002 307...	w 1650 × d 700 × h 900 × ds 440 × hs 440

- *Multicolor - A ready set of antique colors or RAL colors
- **Monocolor - One selected antique color or RAL color



1- green2- gold3- copper4- black




RAL 7001RAL 1004RAL 2000RAL 4006RAL 5012

antique colorsColors RAL


ARE YOU LOOKING FOR A PRODUCT IN A DIFFERENT COLOR? Ask your sales advisor about the details.

Zebra Multicolor


w 1650 × d 700 × h 900 × ds 440 × hs 440 mm



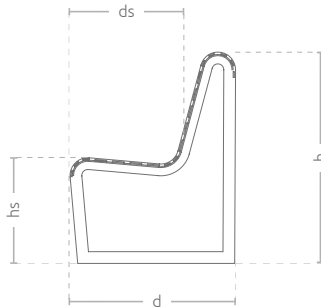
front view



sketch




side view




Bench without backrest Zebra Basic

The city bench has a unique shape and color. Steel surface guarantees durability and resistance of the bench, regardless of the weather conditions. The bench is fixed with anchors, assuring resistance to mechanical damage. Each bench rung can have any color.


Features




a wide range of colors




powder coating RAL



hot-dip galvanized steel




smooth or rough surface




fixings to the ground

Model	Code	Dimensions [mm]
Zebra Basic Multicolor* Vertical	TC 002 306	w 1650 × h 440 × ds 580
Zebra Basic Monocolor** Vertical	TC 002 306...	w 1650 × h 440 × ds 580
Zebra Basic Multicolor* Horizontal	TC 002 309	w 1650 × h 440 × ds 580
Zebra Basic Monocolor** Horizontal	TC 002 309...	w 1650 × h 440 × ds 580


- *Multicolor - A ready set of antique colors or RAL colors
- **Monocolor - One selected antique color or RAL color




1- green




2 - gold




3 - copper




4 - black




RAL 7001




RAL 1004



RAL 2000



RAL 4006



RAL 5012

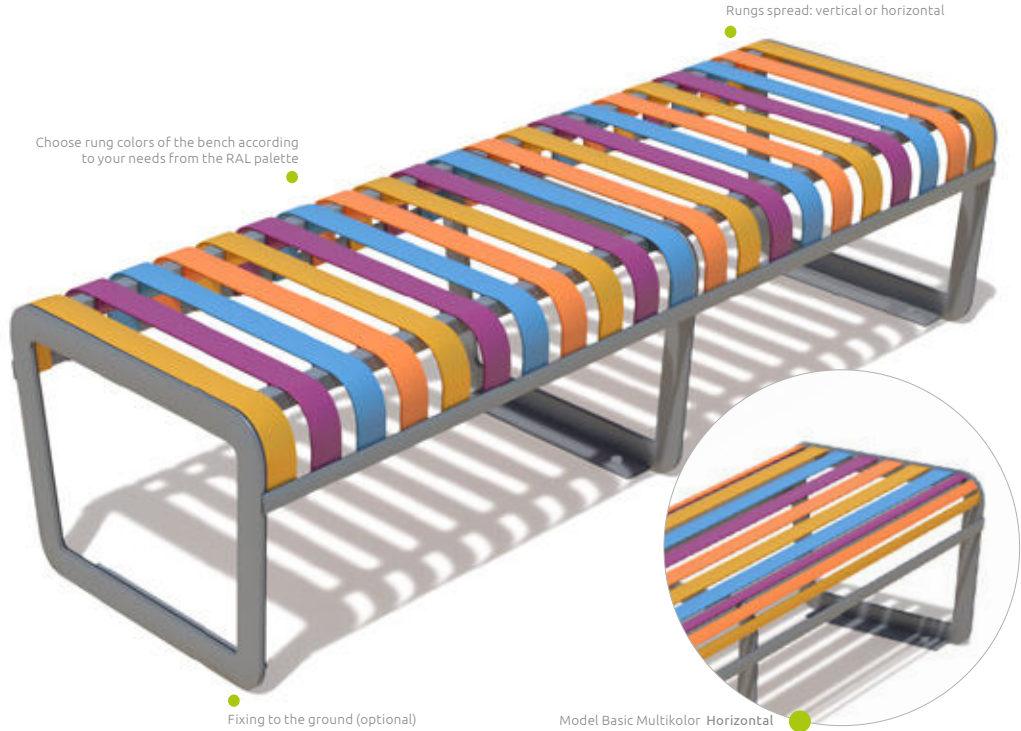
antique colors

Colors RAL

ARE YOU LOOKING FOR A PRODUCT IN A DIFFERENT COLOR? Ask your sales advisor about the details.

Zebra Basic Multicolor Vertical


w 1650 × h 440 × ds 580 mm



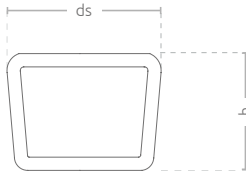
front view



sketch



side view





WAVE

Nature and functionality


Nature and functionality – these are the elements from which the collection of urban furniture WAVE arouse from. A consistent effect assure the Gianto pot, with its classical form and vivid colors, as well as unique seats with their colorful finish. The WAVE collection has a number of advantages – any combination of colors, container sizes and bench sizes allow to adapt the furniture to any space: from the main square to the kindergarten playground. A simple combination of each seat module provides next options of arrangement. Solid steel and resistant polyethylene guarantee the use for many years without any problems.




Quarter Bench for Gianto

A quarter bench is compatible with a Gianto pot. This carefully formed seat with a round shape, assures aesthetic visual effect and comfort of use. The steel surface of the bench and polyethylene used in a pot, guarantee that its form will remain unchanged for years, regardless of the weather conditions.


Features



compatible with the whole collection




powder coating RAL




hot-dip galvanized steel

Zn

a seat covered with zinc undercoat



compatible with the Gianto pot



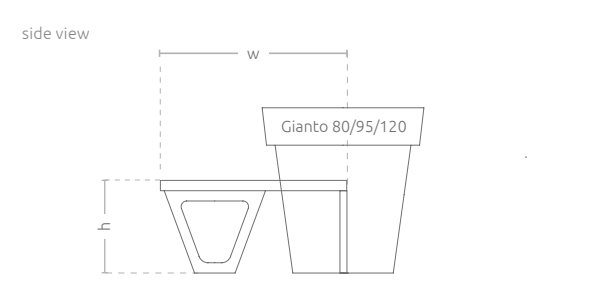
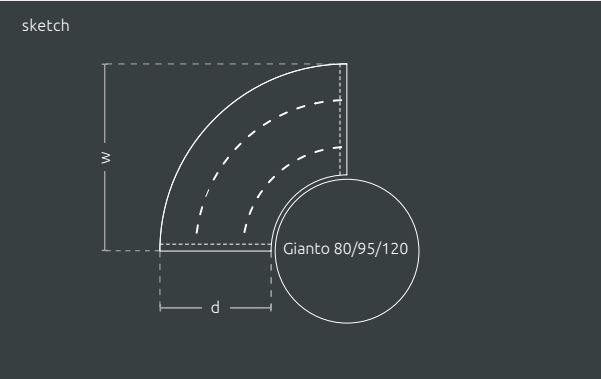
fixings to the ground

Model	Code	Dimensions [mm]	Compatibility
1/4 80	TC 003 401	h 450 × d 555 × w 870	Gianto 80
1/4 95	TC 003 402	h 450 × d 555 × w 935	Gianto 95
1/4 120	TC 003 403	h 450 × d 555 × w 1000	Gianto 120



antique colors


ARE YOU LOOKING FOR A PRODUCT IN A DIFFERENT COLOR? Ask your sales advisor about the details.




Half Bench for Gianto

This half bench is compatible with a Gianto pot. A carefully formed seat with a round shape, assures an aesthetic visual effect and comfort of use. The steel surface of the bench and polyethylene used in a pot, guarantee that its form will remain unchanged for years, regardless of the weather conditions.


Features




compatible with the whole collection




powder coating RAL




hot-dip galvanized steel



a seat covered with zinc undercoat




compatible with the Gianto pot




fixings to the ground


Model	Code	Dimensions [mm]	Compatibility
M80	TC 003 302	Ø 1740 × r 870 × h 450 × d 555	Gianto 80
M95	TC 003 301	Ø 1870 × r 935 × h 450 × d 555	Gianto 95
M120	TC 003 303	Ø 2000 × r 1000 × h 450 × d 555	Gianto 120




1- green



2 - gold



3 - copper



4 - black

antique colors

ARE YOU LOOKING FOR A PRODUCT IN A DIFFERENT COLOR? Ask your sales advisor about the details.

M95

Ø 1870 × r 935 × h 450 × d 555 mm

front view

sketch

side view


32

33


Pointed Bench for Gianto

This urban bench is compatible with a Gianto pot. A carefully formed seat with a semi-circular shape, assures an aesthetic visual effect and comfort of use. The steel surface of the bench and polyethylene used in a pot, guarantee that its form will remain unchanged for years, regardless of the weather conditions.


Features



compatible with the whole collection




powder coating RAL




hot-dip galvanized steel

Zn

a seat covered with zinc undercoat







compatible with the Gianto pot



fixings to the ground

Model	Code	Dimensions [mm]	Compatibility
Pointed Bench Right-Handed S80P	TC 003 703	w 980 × y 555 × h 450 × d 555	Gianto 80
Pointed Bench Left-Handed S80L	TC 003 704	w 980 × y 555 × h 450 × d 555	Gianto 80
Pointed Bench Right-Handed S95P	TC 003 701	w 1010 × y 575 × h 450 × d 555	Gianto 95
Pointed Bench Left-Handed S95L	TC 003 702	w 1010 × y 575 × h 450 × d 555	Gianto 95
Pointed Bench Right-Handed S120P	TC 003 705	w 1225 × y 730 × h 450 × d 555	Gianto 120
Pointed Bench Left-Handed S120L	TC 003 706	w 1225 × y 730 × h 450 × d 555	Gianto 120



1 - green 2 - gold 3 - copper 4 - black

antique colors

ARE YOU LOOKING FOR A PRODUCT IN A DIFFERENT COLOR? Ask your sales advisor about the details.

Pointed Bench S80P i S80L

w 980 × y 555 × h 450 × d 555 mm

right-handed and left-handed S95 and S120 models have a wider diameter

Compatible pot - Gianto 80/95/120

Fixing to the ground (optional)

front view

sketch

side view


34

35


Solo Set for Gianto

A set of urban furniture which consists of two steel benches in various shapes. The set is compatible with Gianto pots, which together create an original and comfortable composition.


Features




compatible with the whole collection




powder coating RAL




hot-dip galvanized steel



a seat covered with zinc undercoat







compatible with the Gianto pot



fixings to the ground

Model	Code	Dimensions [mm]	Compatibility
Solo Set (S80L + M80)	TC 003 801	Ø 1740 × w 1425 × h 450	Gianto 80
Solo Set (S95L + M95)	TC 003 802	Ø 1870 × w 1510 × h 450	Gianto 95
Solo Set (S120L + M120)	TC 003 808	Ø 2000 × w 1730 × h 450	Gianto 120




1- green2 - gold3 - copper4 - black

antique colors

ARE YOU LOOKING FOR A PRODUCT IN A DIFFERENT COLOR? Ask your sales advisor about the details.

Solo Set (S80L + M80)

Ø 1740 × w 1425 × h 450 mm



Compatible pot - Gianto 80/95/120


M80

S80L

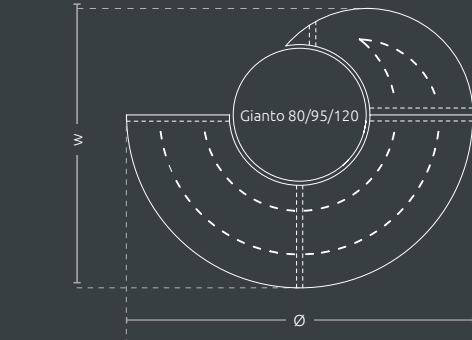
Fixing to the ground (optional)

Solo Set S95L + M95 and S120L + M120 have a wider diameter

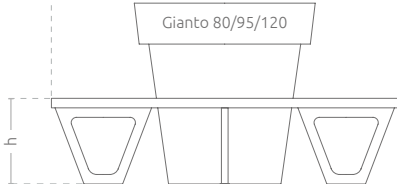
front view



sketch



side view




36

37


Doble Set for Gianto

A set of urban furniture which consists of four steel benches in various shapes. The benches are compatible with Gianto pots, which together create an original and comfortable composition.


Features




compatible with the whole collection




powder coating RAL




hot-dip galvanized steel



a seat covered with zinc undercoat




compatible with the Gianto pot




fixings to the ground


Model	Code	Dimensions [mm]	Compatibility
Doble Set (S95L + M95 + M80 + S80L)	TC 003 803	w 1805 x l 3055	Gianto 80, 95




1- green



2 - gold



3 - copper




4 - black

antique colors


ARE YOU LOOKING FOR A PRODUCT IN A DIFFERENT COLOR? Ask your sales advisor about the details.

Doble Set (S95L + M95 + M80 + S80L)

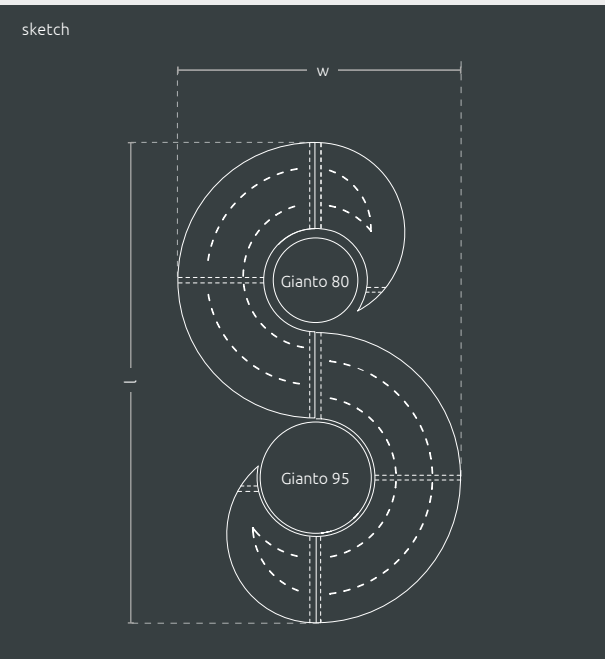
w 1805 x l 3055 mm



front view



sketch




38

39


Triple Set for Gianto

A set of urban furniture which consists of five steel benches in various shapes. The benches are compatible with Gianto pots, which together create an original and comfortable composition.


Features




compatible with the whole collection




powder coating RAL




hot-dip galvanized steel



a seat covered with zinc undercoat



compatible with the Gianto pot



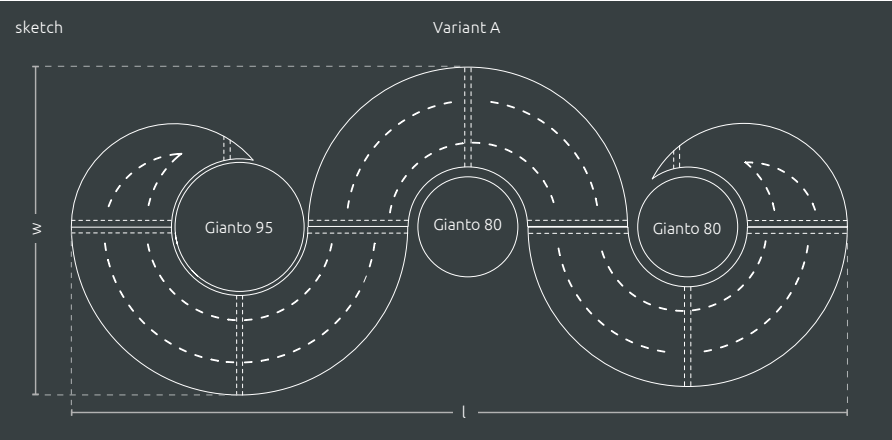
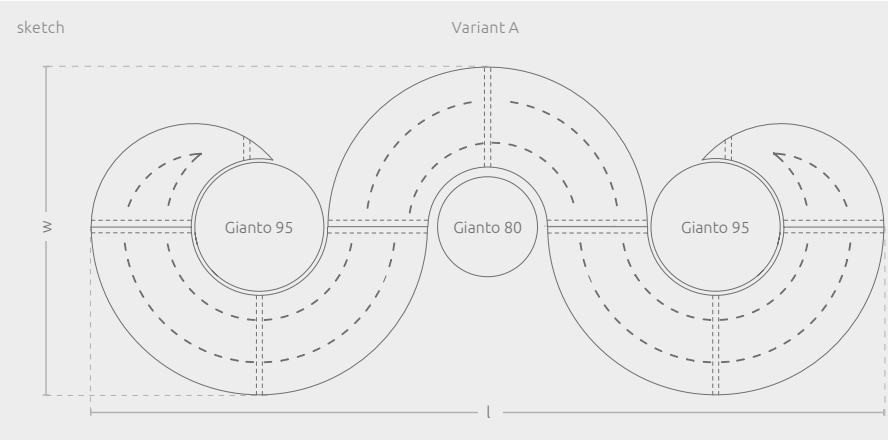
fixings to the ground

Model	Code	Dimensions [mm]	Compatibility
Triple Set (S95L + M95 + M80 + M95 + S95P)	TC 003 804	w 1805 x l 4370	Gianto 80, 95
Triple Set (S95L + M95 + M80 + M80 + S80P)	TC 003 805	w 1805 x l 4240	Gianto 80, 95



antique colors


ARE YOU LOOKING FOR A PRODUCT IN A DIFFERENT COLOR? Ask your sales advisor about the details.




Tri Set for Gianto

A set of urban furniture which consists of three steel benches with round shapes. The benches are compatible with two or three Gianto pots, which can be planted with any plants. The composition is stable thanks to the fixing to the ground.


Features




compatible with the whole collection




powder coating RAL




hot-dip galvanized steel



a seat covered with zinc undercoat




compatible with the Gianto pot




fixings to the ground


Model	Code	Dimensions [mm]	Compatibility
Tri Set (S95L + M95 + 1/4 95 + 1/4 80 + S80P)	TC 003 806	w 3120 × l 2760	Gianto 80, 95




1- green



2 - gold



3 - copper



4 - black

antique colors

ARE YOU LOOKING FOR A PRODUCT IN A DIFFERENT COLOR? Ask your sales advisor about the details.

Tri Set (S95L + M95 + 1/4 95 + 1/4 80 + S80P)

w 3120 × l 2760 mm

Compatible pot - Gianto 80/95/120

Combine with three or five pots

Fixing to the ground (optional)

S80P

1/480

1/495

S95L

M95

front view

sketch

Gianto 95

Gianto 95

Gianto 80

w

l


42

43


Quintus Set for Gianto

A set of urban furniture which consists of five joint steel benches in a rounded form. The set can be diversified by adding up to five Gianto pots. Powder coating guarantees that the bench will remain in an unchanged condition for many years, regardless of the weather conditions.


Features



compatible with the whole collection




powder coating RAL




hot-dip galvanized steel

Zn

a seat covered with zinc undercoat




compatible with the Gianto pot



fixings to the ground

Model	Code	Dimensions [mm]	Compatibility
Quintus Set (S95L + 1/4 95 + 1/4 80 + M80 +1/4 80 +1/4 95 + S95P)	TC 003 807	w 4300 × l 2760	Gianto 80, 95




1- green2 - gold3 - copper4 - black

antique colors

ARE YOU LOOKING FOR A PRODUCT IN A DIFFERENT COLOR? Ask your sales advisor about the details.

Quintus Set (S95L + 1/4 95 + 1/4 80 + M80 +1/4 80 +1/4 95 + S95P)

w 4300 × l 2760 mm




Compatible pot - Gianto 80/95/120

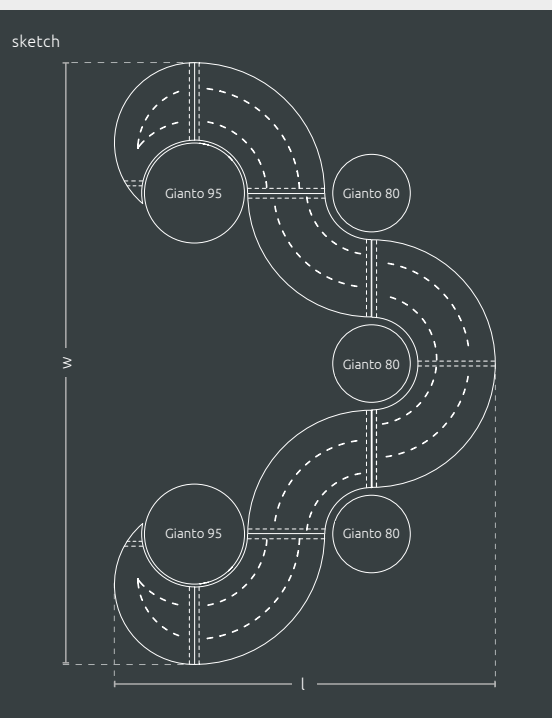
Combine with three or five pots

Fixing to the ground (optional)

Front view



sketch



44

45





URBANA

Furniture For Urban Jungle

Classical solutions on an urban scale. The Urbana Collection is a line of modular elements for public spaces. A bench, pot, tourist information stand or bicycle rack can be presented as individual elements, but also they can create a coherent composition in the space or become its main accent. Their high weight means that there is no need of fixing the furniture to the ground and the effect is immediate without any construction works. Steel used in the production process of the Urbana Collection guarantees that the decorations resist severe weather conditions but also acts of vandalism. They are solid, aesthetic and functional solutions for years.



Urban Pot Urbana L

A small flower pot made from steel. This model with the capacity of almost 200 liters provides the possibility of launching significant number of plants into the surroundings, even in the places without any natural substrate. A solid container can go with other elements of the collection.

Features

compatible with the whole collection

powder coating RAL

frame - hot-dip galvanized steel

walls - hot-dip galvanized steel

culture tub

reinforced bottom

heavy and stable

styrofoam insulation

adjustable height

Model	Code	Dimensions [mm]	Capacity
Urban Pot Urbana L	TC 001 101	w 1040 × h 700 × d 555	176 l

1- green

2 - gold

3 - copper

4 - black

antique colors

Pot variants with a culture tub

Personalized Model
(any pot size - according to your needs)

Dimensions [mm]

ARE YOU LOOKING FOR A PRODUCT IN A DIFFERENT COLOR? Ask your sales advisor about the details.

Urban Pot Urbana L

w 1040 × h 700 × d 555 mm



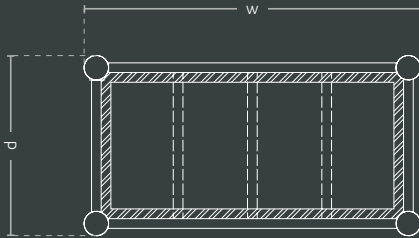
Stabilize the pot on the ground

Each leg adjustment allows to get the perfect level

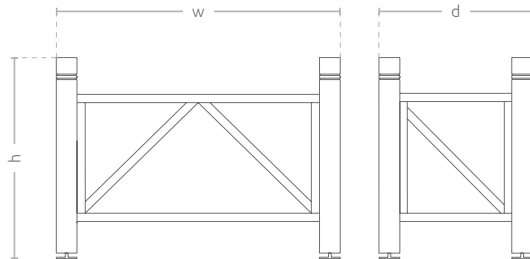
front view



sketch



view



Urban Pot Urbana XL

A big pot made from steel. The largest model with the capacity of almost 700 liters allows to launch the maximum number of plants into the surroundings, even into places without natural substrate. A solid container can go together with other elements of the collection.

Features

compatible with the whole collection

powder coating RAL

frame - hot-dip galvanized steel

walls - hot-dip galvanized steel

culture tub

reinforced bottom

heavy and stable

styrofoam insulation

adjustable height

stabilizing holders to a tree

Model	Code	Dimensions [mm]	Capacity
Urban Pot Urbana XL	TC 001 102	w 1040 × h 1145 × d 1040	684 l

1- green

2 - gold

3 - copper

4 - black

antique colors

Pot variants with a culture tub

A

690
690
600

B

w 780
d 780
h 700

C

w 1000
d 1000
h 890

D

w 1250
d 1250
h 1150

Dimensions [mm]

Personalized Model
(any pot size - according to your needs)

ARE YOU LOOKING FOR A PRODUCT IN A DIFFERENT COLOR? Ask your sales advisor about the details.

Urban Pot Urbana XL

w 1040 × h 1145 × d 1040 mm

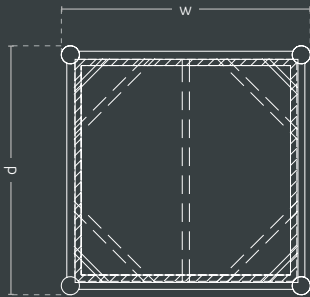


Powder coating guarantees that a color of the pot will not change under the influence of various weather conditions for long years

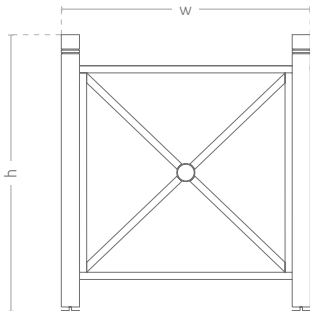
front view



sketch



view



Bicycle Rank Urbana L

The steel bicycle rank is adjusted to the L pot. It was created in response to the growing trend of riding a bike. An additional function of the construction is an information stand with a map. Steel spans guarantee safe storage of the vehicles and resistance to mechanical damage.

Features

compatible with the whole collection

powder coating RAL

frame - hot-dip galvanized steel

walls - hot-dip galvanized steel

culture tub

reinforced bottom

heavy and stable

styrofoam insulation

adjustable height

Model	Code	Dimensions [mm]	Capacity
Bicycle Rank Urbana L	TC 001 502	w 1040 × hc 1695 × h 700 × d 855	176 l

1- green

2 - gold

3 - copper

4 - black

Pot variants with a culture tub

Personalized Model
(any pot size - according to your needs)

Dimensions [mm]

antique colors

ARE YOU LOOKING FOR A PRODUCT IN A DIFFERENT COLOR? Ask your sales advisor about the details.

Bicycle Rank Urbana L

w 1040 × hc 1695 × h 700 × d 855 mm



A single decoration or an element of a bigger composition

A solid rank can be a single decoration and does not require additional installation or excavation

front view

sketch

view

Bicycle Rank Urbana XL

The steel bicycle rank compatible with the XL pot. It was created in response to the growing trend of riding a bike. An additional function of the construction is an information stand with a map. Steel spans guarantee safe storage of the vehicles and resistance to mechanical damage.

Features

compatible with the whole collection

powder coating RAL

frame - hot-dip galvanized steel

walls - hot-dip galvanized steel

culture tub

reinforced bottom

heavy and stable

styrofoam insulation

adjustable height

stabilizing holders to a tree

Model	Code	Dimensions [mm]	Capacity
Bicycle Rank Urbana XL	TC 001 501	w 1040 × hc 1695 × h 1145 × d 1340	684 l

1 - green

2 - gold

3 - copper

4 - black

antique colors

Pot variants with a culture tub

A

w 690
d 990
hc 1695
h 600

B

w 780
d 1080
hc 1695
h 700

C

w 1000
d 1300
hc 1695
h 890

D

w 1250
d 1550
hc 1695
h 1150

Dimensions [mm]

Personalized Model
(any pot size - according to your needs)

ARE YOU LOOKING FOR A PRODUCT IN A DIFFERENT COLOR? Ask your sales advisor about the details.

Bicycle Rank Urbana XL

w 1040 × hc 1695 × h 1145 × d 1340 mm



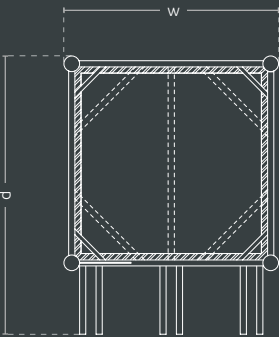
Safe storage of bikes

The wheel holders are made from heavy and stable steel which prevents their theft and damage

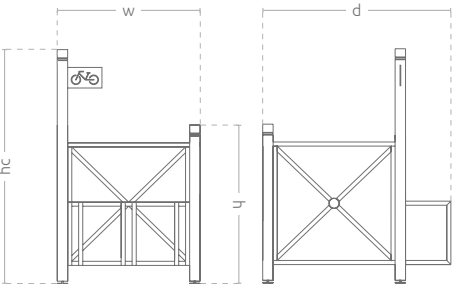
front view



sketch




view




Tourist Information Stand Urbana L

A tourist information stand built on a solid, steel construction. It is an element of the collection thanks to which tourists and guests will be provided with required information: city maps, welcome leaflets or timetables of public transport. The product is compatible with the L pot, which allows to bring some additional plants to the surroundings.


Features




compatible with the whole collection




powder coating RAL




frame - hot-dip galvanized steel




walls - hot-dip galvanized steel




culture tub




reinforced bottom



heavy and stable




styrofoam insulation




adjustable height


Model	Code	Dimensions [mm]	Capacity
Tourist Information Stand Urbana L	TC 001 402	w 1040 × hc 1695 × h 700 × d 550	176 l




1- green



2 - gold




3 - copper



4 - black


Pot variants with a culture tub



w 1200
d 620
hc 1695
h 530

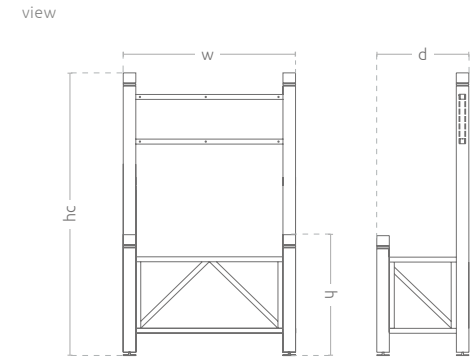
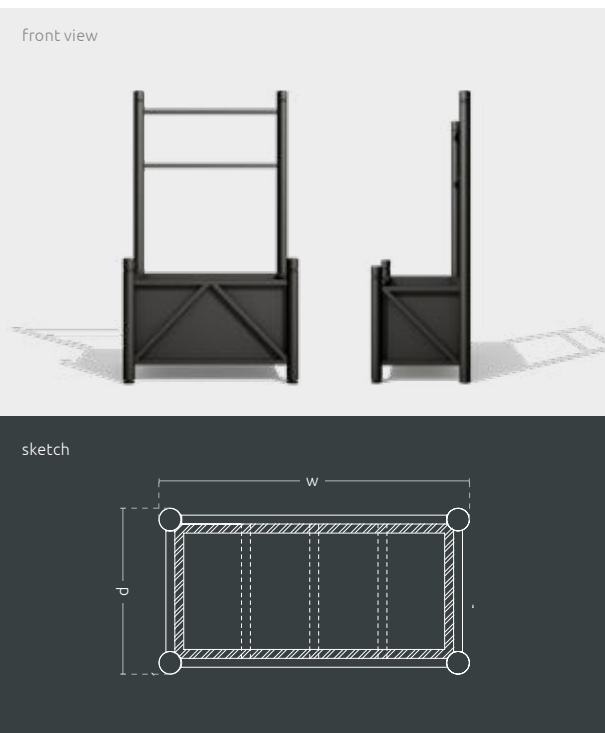
antique colors

Dimensions [mm]



Personalized Model
(any pot size - according to your needs)


ARE YOU LOOKING FOR A PRODUCT IN A DIFFERENT COLOR? Ask your sales advisor about the details.




Tourist Information Stand Urbana XL

A tourist information stand built on a solid, steel construction. It is an element of the collection thanks to which tourists and guests will be provided with required information: city maps, welcome leaflets or timetables of public transport. The product is compatible with the XL pot, which allows to bring some additional plants to the surroundings.


Features



compatible with the whole collection




powder coating RAL




frame - hot-dip galvanized steel

Zn


walls - hot-dip galvanized steel




culture tub




reinforced bottom




heavy and stable



styrofoam insulation




adjustable height




stabilizing holders to a tree


Model	Code	Dimensions [mm]	Capacity
Tourist Information Stand Urbana XL	TC 001 401	w 1040 × hc 1695 × h 1145 × d 1040	684 l




1 - green



2 - gold



3 - copper



4 - black

antique colors

Pot variants with a culture tub

A

w 690
d 690
hc 1695
h 600

B

w 780
d 780
hc 1695
h 700


C

w 1000
d 1000
hc 1695
h 890

D

w 1250
d 1250
hc 1695
h 1150

Dimensions [mm]



Personalized Model
(any pot size - according to your needs)

ARE YOU LOOKING FOR A PRODUCT IN A DIFFERENT COLOR? Ask your sales advisor about the details.

Tourist Information Stand Urbana XL

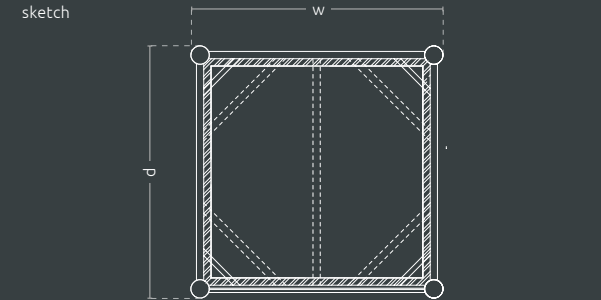
w 1040 × hc 1695 × h 1145 × d 1040 mm



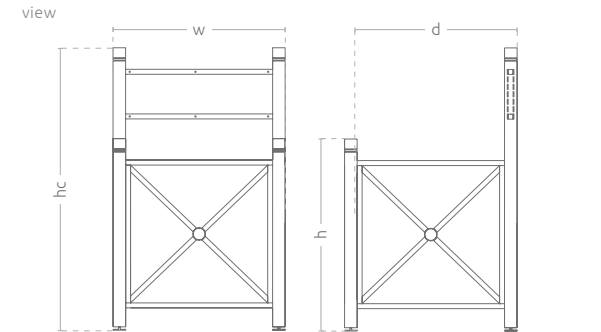
front view



sketch



view







Urban Pot Urbana 1/4

A steel pot in a ¼ circle shape. This model allows to create various compositions, not only in corners but also on a circular concept. It provides an opportunity to launch into the surroundings a significant number of plants. The solid container can go with other elements of the collection.


Features




powder coating RAL




frame - hot-dip galvanized steel




walls - hot-dip galvanized steel




reinforced bottom



heavy and stable



styrofoam insulation



adjustable height

Model	Code	Dimensions [mm]	Capacity
Urban Pot Urbana ¼	TC 001 103	wo 1180 × hc 700 × wi 830 × h 590 × d 410	176 l



1- green 2 - gold 3 - copper 4 - black

antique colors



Personalized Model
(any pot size - according to your needs)

ARE YOU LOOKING FOR A PRODUCT IN A DIFFERENT COLOR? Ask your sales advisor about the details.

Urban Pot Urbana 1/4

w 1040 × hc 1695 × h 1145 × d 1040 mm

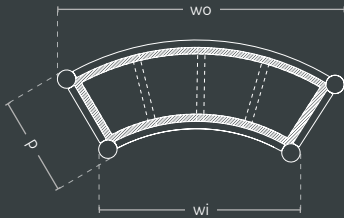


The pot insulated with styrofoam – an insulation layer, which assures optimal conditions for plants

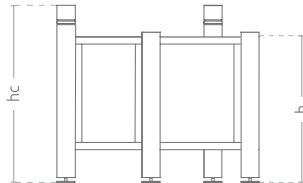
front view



sketch




side view




Urban Bench Urbana L

An urban bench based on the steel elements with a seat made of synthetic wood. Steel, hot-dip galvanized legs are stylish but also resistant to the acts of vandalism. A solid seat guarantees comfortable rest.


Features




compatible with the whole collection




powder coating RAL



hot-dip galvanized steel



fixings to the ground



a bench seat made from composite board

Model	Code	Dimensions [mm]
Urban Bench Urbana L	TC 001 302	w 1800 × h 450 × ds 430

-  1- green
-  2 - gold
-  3 - copper
-  4 - black

antique colors



Personalized Model
(any pot size - according to your needs)

ARE YOU LOOKING FOR A PRODUCT IN A DIFFERENT COLOR? Ask your sales advisor about the details.

Urban Bench Urbana L


w 1800 × h 450 × ds 430 mm




front view



sketch




side view




Urban Bench Urbana XL

An urban bench based on steel elements with a seat made of synthetic wood. Steel galvanized legs are stylish but also resistant to the acts of vandalism. This solid seat guarantees comfortable rest.


Features




compatible with the whole collection




powder coating RAL



hot-dip galvanized steel



fixings to the ground



a bench seat made from composite board

Model	Code	Dimensions [mm]
Urban Bench Urbana XL	TC 001 301	w 1800 × h 945 × d 550 × hs 450 × ds 390

-  1- green
-  2 - gold
-  3 - copper
-  4 - black

antique colors



Personalized Model
(any pot size - according to your needs)

ARE YOU LOOKING FOR A PRODUCT IN A DIFFERENT COLOR? Ask your sales advisor about the details.

Urban Bench Urbana XL


w 1800 × h 945 × d 550 × hs 450 × ds 390 mm



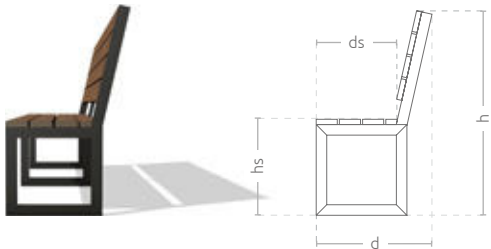
front view



sketch




side view




Railing Urbana L

A fully functional large railing, compatible with other urban furniture from the Urbana Collection. It is made from hot-dip galvanized steel, thus it is very durable and resistant to the acts of vandalism as well as changeable weather conditions. The product can be a part of some bigger composition, functioning as a fence, decoration or an element joining pots. The railing cannot remain an individual element without any pot or bench.


Features




compatible with the whole collection



powder coating RAL



hot-dip galvanized steel



adjustable height

Model	Code	Dimensions [mm]
Railing Urbana L	TC 001 201	w 1400 × h 1145 × d 72










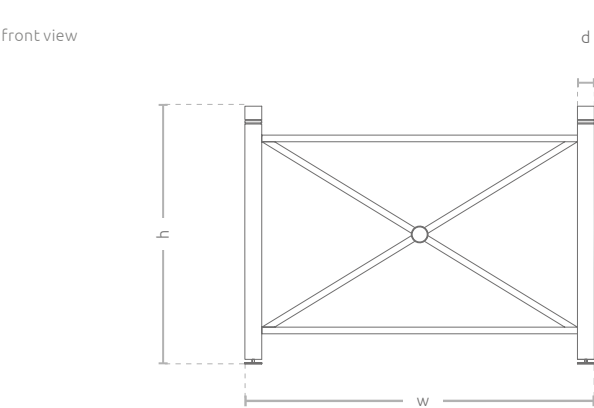
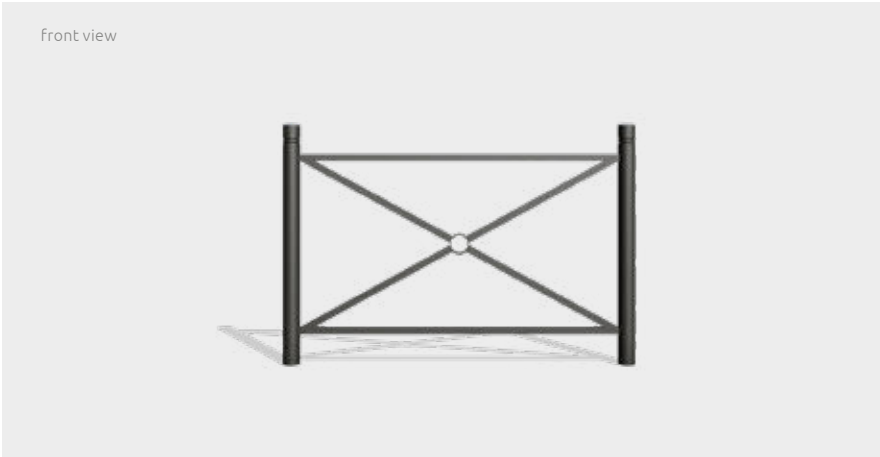
1 - green 2 - gold 3 - copper 4 - black

antique colors

ARE YOU LOOKING FOR A PRODUCT IN A DIFFERENT COLOR? Ask your sales advisor about the details.




Personalized Model
(any pot size - according to your needs)




Railing Urbana XL

A fully functional large railing, compatible with other urban furniture from the Urbana Collection. It is made from hot-dip galvanized steel, thus it is very durable and resistant to the acts of vandalism as well as changeable weather conditions. The product can be a part of some bigger composition, functioning as a fence, decoration or an element joining pots. The railing cannot remain an individual element without any pot or bench.


Features




compatible with the whole collection



powder coating RAL



hot-dip galvanized steel



adjustable height

Model	Code	Dimensions [mm]
Railing Urbana XL	TC 001 202	w 2800 × h 1145 × d 72










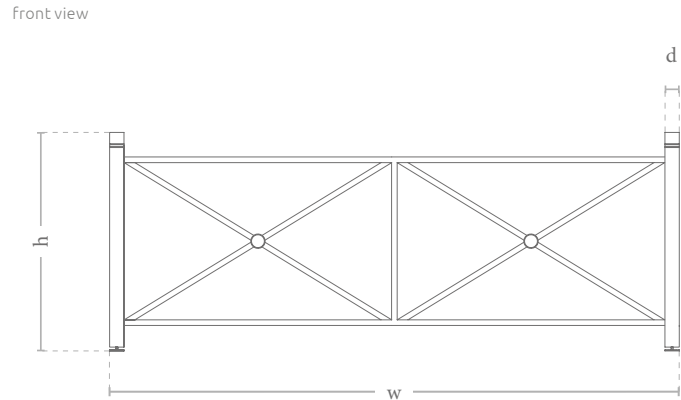
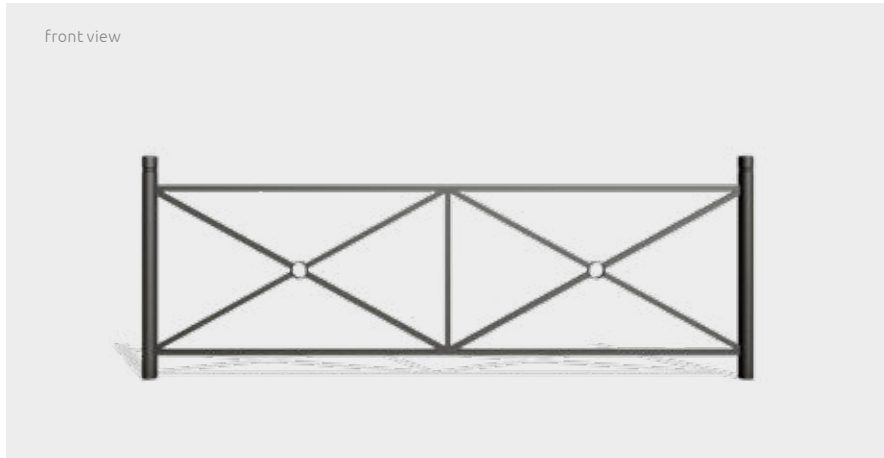
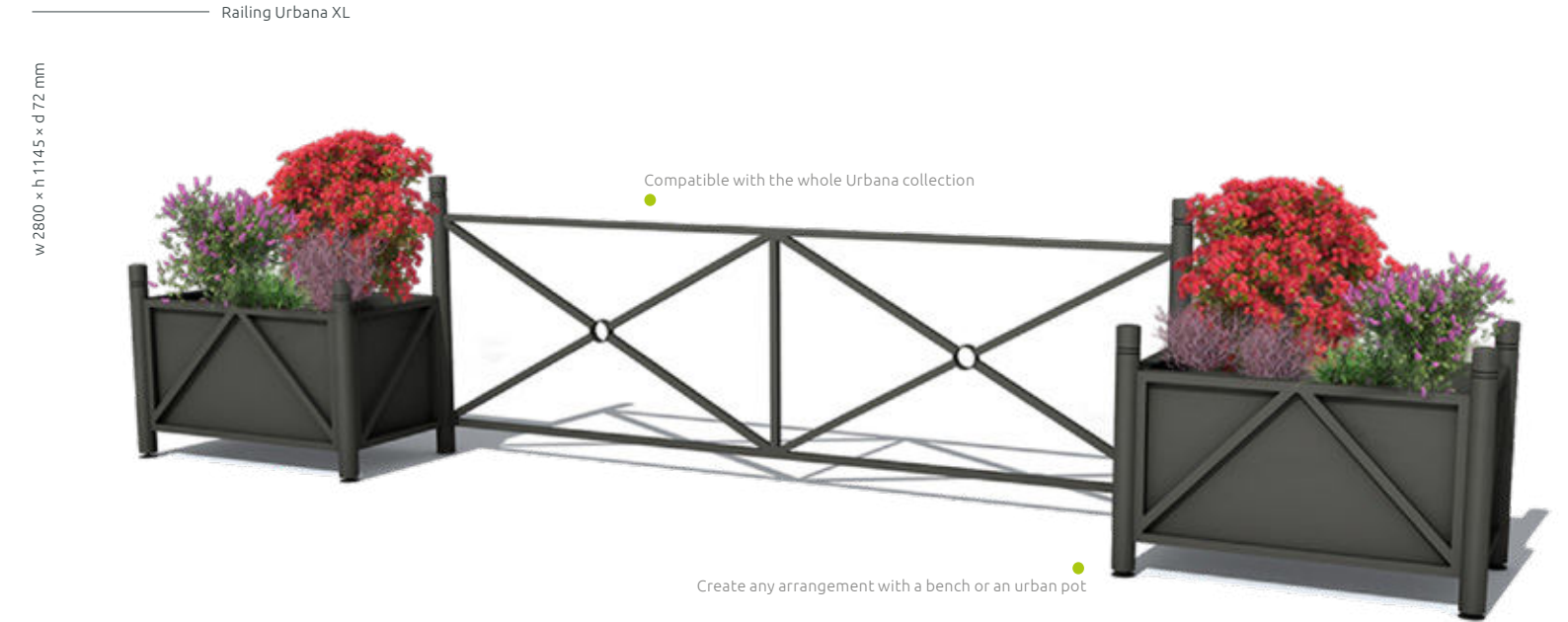
1 - green 2 - gold 3 - copper 4 - black

antique colors

ARE YOU LOOKING FOR A PRODUCT IN A DIFFERENT COLOR? Ask your sales advisor about the details.



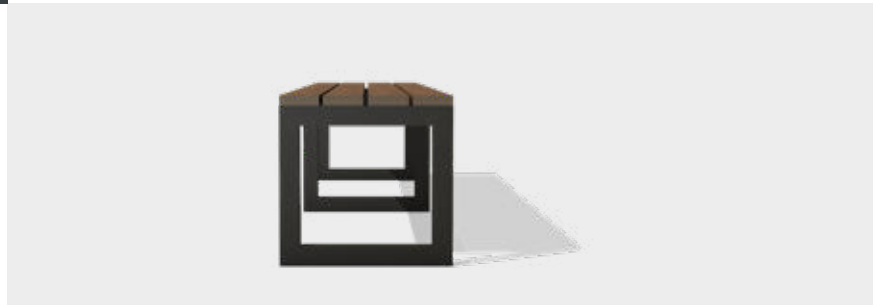

Personalized Model
(any pot size - according to your needs)





combine any elements

**CREATE
YOUR
ARRANGEMENT**



the length of the set approx. 5300 mm / the width of the set approx. 1040 mm

we suggest several options



collection

the length of the set approx. 2300 mm / the width of the set approx. 1470 mm



the length of the set approx. 5180 mm / the width of the set approx. 1040 mm








Available colours

Antique colors


ARE YOU LOOKING FOR A PRODUCT IN A DIFFERENT COLOR?
Ask your sales advisor about the details.




1 - green



2 - gold



3 - copper




4 - black

Colors RAL


ARE YOU LOOKING FOR A PRODUCT IN A DIFFERENT COLOR?
Ask your sales advisor about the details.




RAL 7001



RAL 1004



RAL 2000



RAL 4006



RAL 5012